

2025 CAN-AM PULSE®



CAN-AM PULSE

- Naked electric motorcycle with modern design
- Nimble and agile for urban usage
- Available in 11kW and 35kW
- Exciting and versatile

PACKAGE HIGHLIGHTS

- 10.25 in. touchscreen display with BRP Connect® and Apple CarPlay¹
- Liquid-cooled system: battery, inverter, motor and on-board charger
- Charging from 20-80 % in only 50 minutes
- Single-sided swingarm with chaincase
- Active and Passive Regen
- Reverse function
- LinQ® integration for accessorization

*BRIGHT WHITE MODEL SHOWN

ECO // **RAIN MODE** // **SPORT + MODE** // **LINQ COMPATIBLE** // **BRP CONNECT APPLE CARPLAY**

MOTOR

Type	ROTAX® E-POWER, liquid-cooled
Power	47 hp peak (35 kW) / 27 hp continuous (20 kW) (Also available in 11 kW / 15 hp version - A2 driving license)
Torque Motor	Peak: 72 Nm from 0 to 4600 RPM
Top Speed/Sustained	80 mph (129 km/h)
Acceleration	3.8 seconds: 0-60 mph (0-100 km/h)

BATTERY

Type	Integrated, lithium-ion
Capacity	8.9 kWh
Cooling System	Liquid-cooled: battery, inverter and on-board charger
Estimated Range (when fully charged)	City: 100 miles (160 km) Combined (WMTC*): 80 miles (130 km) Sustained 50 mph (80 km/h): 55 miles (89 km)
Function	Active Regen, Passive Regen
Charger	On-board charger: 6.6 kW (Level 1 & Level 2 compatible)
Connector	Type 1 J1772
Charging Time: Level 2 (240 V)	50 min. (20-80%) 1 hour 30 min. (0-100%)
Charging Time: Level 1 (120 V)	3 hours 10 min. (20-80%) 5 hours 15 min. (0-100%)



DRIVETRAIN

Transmission	Clutchless direct drive
Final Drive	Chaincase with silent chain
Function	Reverse function

CHASSIS

Swingarm	Single-sided swingarm
Rake	27.2°
Trail	101 mm (3.97 in.)
Front Suspension/Travel	KYB ¹ 41 mm inverted fork / 140 mm
Rear Suspension/Travel	SACHS twin-tube coil-over shock with preload adjustment / 140 mm
Front Brake	J.Juan ¹ 2-piston floating caliper, 320 mm disc
Rear Brake	J.Juan 1-piston floating caliper, 240 mm disc
Front Tire	Dunlop ¹ Sportmax GPR-300 110/70 R17
Rear Tire	Dunlop Sportmax GPR-300 150/60 R17
Wheels	Cast wheel, Carbon Black
Front Wheel Size	431.8 x 88.9 mm (17 x 3.5 in.)
Rear Wheel Size	431.8 x 114.3 mm (17 x 4.5 in.)

COLOR

	Bright White
	Carbon Black

DIMENSIONS

L x W x H (with mirrors)	2,030 x 947 x 1,171 mm (79.9 x 37.3 x 46.1 in.)
Wheelbase	1,412 mm (55.6 in.)
Seat Height	784 mm (30.86 in.)
Ground Clearance	146 mm (5.7 in.)
Curb Weight	177 kg (390 lb)
Maximum Vehicle Load	328 Kg (723 lb)

INSTRUMENTATION

Type	10.25 in. touchscreen display with BRP Connect
Navigation System	Apple CarPlay
Drive Modes	Normal, ECO, Rain, Sport+
Handlebar Control	Backlit handlebar control module

SAFETY & SECURITY

ABS	Anti-Lock Braking System
MTC	Motorcycle Traction Control

WARRANTY & EXTENDED SERVICE


Vehicle Warranty	2 years
Battery Warranty	5 years / 31,068 miles (50,000 km)
Extended Service Terms	

FEATURES

- LED headlight
- Glove box with USB port
- LinQ anchor points
- Skid plate

*WMTC: World Motorcycle Test Cycle

Feature highlights



1 Liquid-cooled system

Industry-leading cooling system: battery, inverter, on-board charger and motor are liquid-cooled. Liquid cooling offers a more efficient cooling process, optimizing charging speed and performance in almost any conditions compared to an air-cooled system.



2 10.25 In. Touchscreen display with BRP Connect and Apple Carplay

A high-resolution infotainment system that puts an interactive, informative and customizable experience that's both seamless and simple, right at your fingertips.



3 Chaincase

The chaincase protects the high-quality silent chain from the elements and keeps it lubricated with oil. An automatic tensioner ensures perfect chain tension without the need for regular maintenance.



*CARBON BLACK MODEL SHOWN



4 Passive and Active Regen

When the accelerator is released, Passive Regen gives back some energy to the battery while decelerating. Active Regen gives up to 4 times more power to the battery and offer greater deceleration. Both Regen can be adjusted depending on your preference.



5 Lightweight architecture

The battery is an integral part of the chassis, reducing the number of parts and the overall weight of the motorcycle, making it very agile and easy to handle.



6 Reverse function

Reverse function to assist reversing and parking maneuvers. Simply press and hold the start button to activate the reverse function.

Key accessories



1 **LinQ Sport Windshield**
(219401217)



3 **LinQ Top Case (36 L)**
(219401262)



5 **Passenger Seat**
(219401200)



2 **LinQ Nano Tank Bag**
(219401204)



4 **LinQ Saddlebags (22 L)**
(219401261)

Full LinQ and LinQ Nano integration